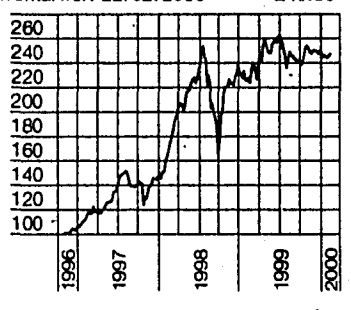
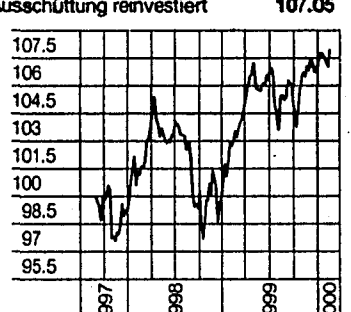


Anlagefonds
Wertentwicklung in CHF

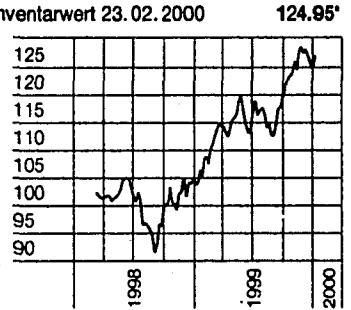
LLB Liechtenstein Banken Invest
Inventarwert 22.02.2000 **243.55***



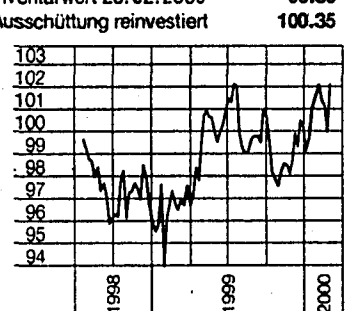
LLB Euro Alternativ Invest
Inventarwert 22.02.2000 **98.90***
Ausschüttung reinvestiert **107.05**



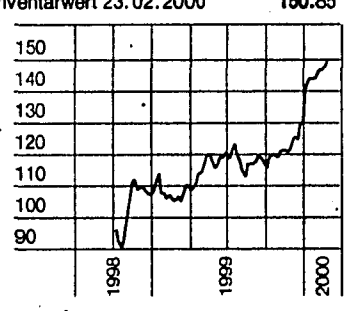
LLB 50 Leaders Stufen Invest
Inventarwert 23.02.2000 **124.95***



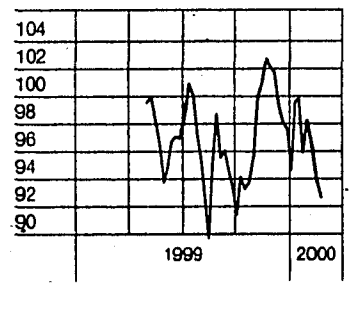
LLB Global Bond Trend Invest
Inventarwert 23.02.2000 **95.35***
Ausschüttung reinvestiert **100.35**



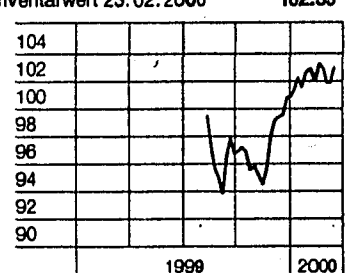
LLB Regio Bodensee Invest
Inventarwert 23.02.2000 **150.85***



LLB Fit For Life Invest
Inventarwert 23.02.2000 **93.00***



LLB Vorsorge Invest
Zuwachs CHF
Inventarwert 23.02.2000 **102.35***



* +/- Ausgabe-/Rücknahmekommission

Aktien Schweiz

Jahres- höchst	Jahres- tiefst	(n CHF)	2.3.	3.3.
165	140	ABA Early Bird I (150.5)	160	
218	172.5	ABB Ltd N (181.25)	177.25	
410	350	Absolut Invest I (403)	410	
233	218	Acom Strategies N (232)	236	
1430	1020	Adco N (1390)	1377	
515	411	Adval Tech N-B- (478)	505	
909	760	Affichage N (870)	878	
630	390	Afipa AG I (530)	530	
805	350	Afipa AG PS (570)	570	
744	560	Agell Groupe N (700)	680	
166.5	143	Agie Charmilles N (164)	162	
160	129.25	AIG Private Eq. N (149)	150.75	
1550	1140	Alcopor Hold N (-)	1350	
		Alreal Hold. N (-)	95.25	
90.8	77.5	Alpine Select N (90)	83	
1389	1080	Also Holding N (1168)	1200	
78	68	Allin I (72.1)	72	
1307	975	Alusuisse N (1040)	1083	
940	570	Arbonia-Forster (929)	920	
5640	3210	Ares-Serono I-B- (540)	5765	
7710	3610	Ascom I (7800)	7720	
3000	735	Ascom N (2700)	2280	
1250	961	Askleia Hold N (1000)	980	
158.5	138	Asselta Asset I (151.5)	150.5	
1098	860	Attiholz N (1019)	1020	
2810	2375	Bachem N-B- (2501)	2550	
1349	1207	Bälöse N (1290)	1285	
254	220	Bary Callebaut N (242)	242	
615	585	Basellandsch. KB (615)	615	
301	290	Basler KB PS (300)	300	
41	33	Batigroup Hold N (35.5)	36.45	
1030	860	Baumgartner N (950)	900	
2099	987	BB Biotech I (2099)	2195	
136	105.5	BB Medtech I (126.5)	120	
500	200	Beau-Rivage N (-)	360.5	
570	511	Beau-Rivage I (-)	450	
715	590	Belimo Hold. N (700)	695	
658	570	Bell Hold. N (590)	580	
555	496	Berner Alg. (500)	515	
414	360	Big Star I (400)	415	
9175	8250	BIZ Amer. Ausg. (8375)	8400	
8500	7700	BIZ Belg. Ausg. (8350)	8250	
292	280	Bk Linth N (280)	280	
3650	2950	Bk Sarasin N-B- (3645)	3800	
362	297	BK Vision I (308)	304	
2190	1905	Bobst I (2190)	2189	
1220	990	Bobst N (1220)	1200	
1650	1330	Bon Appetit N (1380)	1400	
1008	900	Bondpartners I (875)	990	
900	720	Bossard Hold I (824)	844	
292	256	Boue Cl. GE I (276)	270.5	
179	157	Boue Cl. JU (-)	150	
503	467	Boue Cl. VD I (472.5)	473.5	
942	698	BT & T I (940)	945	
1485	1240	Bucher Hold I (1350)	1375	
8750	8200	Büro Förrer I (-)	8250	
92	81.5	Canon(Schweiz) N (-)	80	
122.25	107.25	Castle Alter. N (120)	120	
178.25	141.75	Castle Private I (177.75)	178.25	
1385	1200	Centrschw. KW I (1260)	1290	
795	475	Christ N (776)	750	
120	19.1	CI Com I (74.5)	73.95	
122.5	102.25	Ciba SC N (108)	106	
330	270	Cicorei Holding N (281.5)	280	
799	622	Clariant N (650)	650	
548	500	Commcept Trust N (546)	549	
1610	1226	Conzetta Hold I (1500)	1485	
1095	1055	Coop Bank I (1060)	1070	
342.5	124.25	COS Computer I (317)	309.5	
395	337	Cresival I (389)	389	
789	730	Crossair N (745)	750	
298	248	Crossair GS (248)	240.5	
312.5	264	CS Group N (279.5)	278	
2505	2220	Dätwyler I (2450)	2450	
8700	7400	Diastronic I (8500)	8330	
1010	330.5	Distofora Hold I (945)	1005	
1230	845	Edipresse I (1180)	1160	
240	120	Edipresse N (220)	255	
111	86.25	EIC I (111)	108.5	
1900	1070	Eichhof Hold N (1800)	1800	
212	189	EG Laufenburg (180)	199	
350	190	Elma Electronic N (300)	291	
7500	7000	Erms Chemie I (7200)	7210	
78	24.15	ENR Eastern Nat. (40)	39.5	
89.5	37.5	Encor I (NW 10) (65.5)	68	
4250	2701	ESEC (4250)	4200	
740	516	Feintool Int'l N (730)	750	
694	545	Feld-Hörl N (690)	700	
3500	2950	FIG N (3425)	3450	
4560	3700	Fin. Richemont (4055)	4010	
290	158	Fin. Tradition I (250)	247	
603	498	Fischer G. N (515)	509	
84	67.8	Forbo (700)	74.8	
334	236	Galenica N-A- (270)	270	
1328	1080	Galenica N-B- (1200)	1220	
115	89.5	Gas Vision I (903)	908	
1815	1150	Gavazzi I-B- (1700)	1749	
597	494	Gebert N (510)	510	
520	487	General N (499)	500	
1900	1750	Gölay Buchel I (1840)	1850	
2000	1721	Göset Hold I-A- (-)	1775	
38.8	31	Grasshopper I (-)	35	
386	219.5	Gretag Imaging N (366)	350	
1430	558	Gretag-Macbeth N (1425)	1460	
988	885	Gurti-Heberlein I (945)	930	
390	236	Harvante I-B- (300)	290	
1290	1130	Helvetia-Patria N (1145)	1179	
3000	2925	Henniez N (2950)	3000	
2940	750	Hermes Precisa I (2800)	2571	
915	235	Hermes Precisa N (879)	843	
197.75	178	Hero I (188)	189	
708	580	Hiestland A.Hold N (620)	611	
1460	1245	Hilti PS (1300)	1330	
2277	1731	Holderbank I (1750)	1710	
602	431	Holderbank N (471)	460	
550	508	Hottinger Z. I (550)	555	
1180	622	Huber&Suhner N (1138)	1119	
120	85	Hügli I (100)	99	
2100	2000	Hypo Lenzburg (2100)	2090	
1800	1200	Ind. Hold. Cham (1500)	1450	
775	635	India Invest (750)	735	

Aktien Ausland

Jahres- höchst	Jahres- tiefst	(n CHF)	2.3.	3.3.
86	77.25	Infranor I (84)	82	
230	158	Interroll Hold N (208.75)	205	
950	830	Interhop I (945)	950	
73	68.5	Intersport (-)	68	
2220	1805	Jelmoli I (2165)	2190	
445	360	Jelmoli N (430)	435	
5505	4400	Julius Bär I (5425)	5450	
240	215	Jungfraubahn N (238)	239	
2120	1400	Kaba Hold N (2050)	2095	
590	480	Kardex I (560)	630	
550	447	Kardex PS (506)	570	
580	568	Keramik Laufen (-)	575	
1395	1041	Komax Hold N (1350)	1350	
20500	8800	Kudelsid I (18960)	18690	
1630	1175	Kühne & Nagel (1440)	1590	
8695	6495	Kuoni N (8650)	8600	
273	205	KW Brusio PS (273)	250	
3000	2850	KW Brusio I (-)	3250	
258.5	212	KW Laufenburg (257.5)	255	
550	330	Leclanché N (-)	450	
2595	1751	Leclanché I (2400)	2400	
289	230	LEM Holding N (255)	255	
820	755	Leicht. Landesbk (790)	790	
44000	37300	Lindt&Sprüngli I (40000)	40750	
43500	36900	Lindt&Sprüngli N (39650)	39500	
4500	3701	Lindt&Sprüngli PS (3800)	3760	
298	250	Loeb (275)	270	
1219	425	Loxleich (1199)	1210	
1027	832	Lonza Group N (875)	897	
780	680	Luzerner KB PS (770)	790	
380	270	Maag Hold I (280)	290	
688	600	Michelin (620)	625	
1250	842	Micro Value I (1170)	1180	
922	401	Micronas N (910)	920	
1525	669	Mikron N (1450)	1400	
80	10	MOB N (38)	38	
830	715	Mövenpick I (800)	800	
259	219	Mövenpick N (800)	280	
75	50	NAV Leman N (60)	75	
3025	2540	Nestlé N (2860)	2833	
39	30	NETinvest N (34.3)	35	
491	475	Neue Aargauer Bk (-)	495	
275	133	New Venturetec I (255)	255	
265	190	Nextrom Holding I (214)	209	
2367	1997	Novartis N (2126)	2112	
465	295	Oerlikon-Bührle (465)	454	
4870	4000	Orat Fossil (4625)	4710	
1940	1620	OZ Holding I (1820)	1825	
3300	2515	Pargesa (3090)	3117	
65	50.5	Pelikan I (55)	58	
6800	6250	Perrot Duval I (-)	6300	
1328	1085	Pharma Vision (1250)	1250	
915	800	Phoenix Mecano (844)	844	
3870	2680	Phonak Hold N (3840)	3750	
585	350	Private Equity N (585)	600	
2000	1425	Publigruppe AG N (1915)	1924	
900	660	Quadrant Hold I (900)	905	
189.5	154	Quadrant Hold N (178)	183	
917	790	Rentenanstalt N (842)	842	
1100	921	Rietler N (1015)	999	
27300	20000	Roche I (20250)	20405	
19400	17600	Roche GS (18500)	18620	
690	560	SAIA-Burgess N (690)	704	
355.5	305	SAIgroup N (316)	320	
2060	1750	Sama (1975)	1985	
999	740	Saurer N (860)	883	
475	365	Schaffner Hold N (440)	444	
2850	2400	Schindler N (2450)	2510	
2879	2414	Schindler PS (2489)	2540	
525	405	Schulthess N (525)	526	
3870	3350	Schweller I (3800)	3800	
2075	1540	Schweizerhall N (2000)	1970	
3040	2590	Schw. National (215)	2675	
800	748	Schw. Nationalbk (750)	781	
560	494	Selecta Group N (529)	525	
1700	890	SEZ Holding N (1615)	1600	
274	225	Sia Abrasives N (231)	250	
1525	1305	Sigfried N (1525)	1525	
1139	935	SIG Holding N (985)	1010	
690	365	Sihl Papier I (640)	640	
155	74	Sihl Papier N (111)	128	
619	503	Sika Finanz I (626)	521	
98.5	80.45	Sika Finanz N (92)	89	
37	29	SIP I (-)	30	
495	438	Sopafin I (480)	495	
690	499	Starrag N (650)	660	
875	820	Sté Fin. Privée I (840)	821	
536	485	Stihlhalter Vision I (497)	498	
1610	903	Straumann Hold N (1335)	1350	
1199	1034	Sulzer N (1145)	1140	
424	293	Sulzer Medica N (416)	410	
3400	1990	Surveillance I (3233)	3160	
735	458	Surveillance N (730)	714	
693	515	Sustainable I (693)	691	
1800	1577	Swatch Group I (1758)	1750	
370	318	Swatch Group N (660)	362	
3229	2608	Swiss Re N (2744)	2705	
2798	2635	Swiss Re N (2L) (2735)	2722	
16.48	12.88	Swiss Steel N (14.1)	14.4	
955	533	Swisscom N (622)	692	
800	413	Swisslog N (650)	850	
1405	630	Tecan N (1375)	1498	
16.1	13.77	Tege Montreux I (15.25)	14.8	
142	106	Terra Trust I (-)	115	
438.5	378.5	UBS AG N (406)	400.5	
127	114	UMS Swissmetal I (116)	114	
120	95	Unigestion (114.5)	113	
1610	750	Unilabs I (1575)	1560	